

3.8.3.8. Water Closet Stalls (see attached illustrations)

- (1) Every barrier-free water closet stall in a washroom described in Sentence 3.8.2.3.(3) or (4) shall,
- (a) have a clear turning space at least 1 500 mm in diameter,
 - (b) be equipped with a door that shall,
 - (i) be capable of being latched from the inside with a mechanism that is operable using a closed fist,
 - (ii) when the door is in an open position, have a clear opening of at least 860 mm,
 - (iii) swing outward, unless 820 mm by 1 440 mm clear floor area is provided within the stall to permit the door to be closed without interfering with the wheelchair,
 - (iv) be provided with spring-type or gravity hinges so that the door closes automatically,
 - (v) be provided with a door pull on both sides of the door, near the latch side of the door, located at a height not less than 900 mm and not more than 1 100 mm above the finished floor,
 - (vi) be aligned with a clear transfer space required by Subclause (2)(a)(ii) or Clause (2)(b), and
 - (vii) be capable of having the latch required by Subclause (i) released from the outside in case of an emergency,
 - (c) be equipped with a water closet conforming to Article 3.8.3.9. that is located in accordance with Clause (2)(a) or (b),
 - (d) Reserved
 - (e) be equipped with a coat hook mounted not more than 1 200 mm above the finished floor on a side wall and projecting not more than 50 mm from the wall,
 - (f) have a clearance of at least 1 700 mm between the outside of the stall face and the face of an in-swinging washroom door and 1 400 mm between the outside of the stall face and any wall-mounted fixture or other obstruction, and
 - (g) where a toilet paper dispenser is provided, provide a dispenser that is,
 - (i) wall mounted,
 - (ii) located below the grab bar,
 - (iii) in line with or not more than 300 mm in front of the seat, and
 - (iv) not less than 600 mm above the finished floor.
- (2) A water closet described in Clause (1)(c) shall be,
- (a) located so that,
 - (i) the centre line of the water closet is not less than 460 mm and not more than 480 mm from one side wall, and
 - (ii) a clear transfer space at least 900 mm wide and 1 500 mm deep is provided on the other side of the water closet, or

- (b) located so that a clear transfer space at least 900 mm wide and 1 500 mm deep is provided on each side of the water closet.
- (3) Where a water closet is located in accordance with Clause (2)(a),
 - (a) a grab bar conforming to Sentences (5) and (7) shall be provided on the side wall referred to in Subclause (2)(a)(i),
 - (b) a fold-down grab bar may be provided and, if one is provided, it shall conform to Sentence (8) and be provided on the side of the water closet opposite the grab bar described in Clause (a), and
 - (c) a grab bar conforming to Sentences (6) and (7) shall be provided on the wall behind the water closet.
 - (4) Where a water closet is located in accordance with Clause (2)(b),
 - (a) a fold-down grab bar conforming to Sentence (8) shall be provided on each side of the water closet, and
 - (b) a grab bar conforming to Sentences (6) and (7) shall be provided on the wall behind the water closet.
 - (5) A grab bar described in Clause (3)(a) shall,
 - (a) be continuous L-shaped with 750 mm long horizontal and vertical components, and
 - (b) be wall mounted with the horizontal component 750 mm above the finished floor and the vertical component 150 mm in front of the water closet.
 - (6) A grab bar described in Clause (3)(c) or (4)(b) shall,
 - (a) be at least 600 mm in length, and
 - (b) be wall mounted horizontally from 840 mm to 920 mm above the finished floor and, where the water closet has a water tank, be wall mounted 150 mm above the tank.
 - (7) A grab bar described in Clause (3)(a) or (c) or (4)(b) shall,
 - (a) be installed to resist a load of at least 1.3 kN applied vertically or horizontally,
 - (b) be not less than 35 mm and not more than 40 mm in diameter,
 - (c) have a clearance of not less than 38 mm and not more than 50 mm from the wall to the inside surface of the grab bar, and
 - (d) have a slip-resistant surface.
 - (8) A fold-down grab bar described in Clause (3)(b) or (4)(a) shall,
 - (a) be mounted on the wall behind the water closet,
 - (i) with the horizontal component 750 mm above the finished floor, and
 - (ii) not less than 390 mm and not more than 410 mm from the centre line of the water closet,
 - (b) not require a force of more than 22.2 N to pull it down,
 - (c) be at least 750 mm in length,
 - (d) be installed to resist a load of at least 1.3 kN applied vertically or horizontally,
 - (e) be not less than 35 mm and not more than 40 mm in diameter, and

- (f) have a slip-resistant surface.
- (9) A fold-down grab bar installed in accordance with Sentence (8) is permitted to encroach into,
- (a) the clear turning space described in Clause (1)(a), or
 - (b) a clear transfer space described in Subclause (2)(a)(ii) or Clause (2)(b).
- (10) Where an ambulatory water closet stall is required by Sentence 3.8.2.3.(6), it shall,
- (a) be at least 1 500 mm in depth and be not less than 890 mm and not more than 940 mm in width,
 - (b) be equipped with a door that shall,
 - (i) be capable of being latched from the inside with a mechanism that is operable using a closed fist,
 - (ii) when the door is in an open position, have a clear opening of at least 810 mm,
 - (iii) swing outward, unless the minimum dimensions in Clause (a) are not located within the door swing,
 - (iv) be provided with spring-type or gravity hinges so that the door closes automatically,
 - (v) be provided with a door pull on both sides of the door, near the latch side of the door, located at a height not less than 900 mm and not more than 1 100 mm above the finished floor, and
 - (vi) be capable of having the latch required by Subclause (i) released from the outside in the case of an emergency,
 - (c) be equipped with a water closet conforming to Article 3.8.3.9. and located so that its centre line is centred between the partition walls,
 - (d) be equipped on each side of the water closet with grab bars conforming to Clause (3)(a), and
 - (e) be equipped with a coat hook conforming to Clause (1)(e).

3.8.3.9. Water Closets

- (1) A water closet described in Clause 3.8.3.8.(1)(c) or (10)(c) or 3.8.3.12.(1)(d) shall,
- (a) be equipped with a seat located at not less than 430 mm and not more than 485 mm above the finished floor,
 - (b) be equipped with hand-operated flushing controls that are easily accessible to a wheelchair user or be automatically operable,
 - (c) be equipped with a back support where there is no seat lid or tank, and
 - (d) not have a spring-activated seat.
- (2) Hand-operated flushing controls required by Clause (1)(b) shall be operable using a closed fist and with a force of not more than 22.2 N.

3.8.3.10. Urinals (see attached illustration)

- (1) Where more than one urinal is provided in a washroom described in Sentence 3.8.2.3.(3) or (4), at least one urinal shall be,
- (a) wall mounted, with the rim located not more than 430 mm above the finished floor, or

- (b) floor mounted, with the rim level with the finished floor.
- (2) A urinal described in Sentence (1) shall have,
 - (a) no step in front,
 - (b) a vertically mounted grab bar installed on each side of the urinal that,
 - (i) is not less than 300 mm long,
 - (ii) has its centre line 1 000 mm above the finished floor,
 - (iii) is located not less than 380 mm and not more than 450 mm measured horizontally from the vertical centre line of the urinal, and
 - (iv) complies with Sentence 3.8.3.8.(7), and
 - (c) a minimum depth of 345 mm measured from the outer face of the urinal rim to the back of the fixture.
- (3) Where manual flush controls are provided for a urinal described in Sentence (1), the flush controls shall be,
 - (a) operable using a closed fist, and
 - (b) mounted no higher than 1 200 mm above the finished floor.
- (4) Where privacy screens are installed for a urinal described in Sentence (1), they shall,
 - (a) be mounted a minimum of 460 mm from the centre line of the urinal, and
 - (b) have a clearance of at least 50 mm from the grab bars required by Clause (2)(b).
- (5) Where more than one urinal is provided in a washroom described in Sentence 3.8.2.3.(6), at least one urinal conforming to Sentences (1) to (4) shall be provided in the washroom.

3.8.3.11. Lavatories (see attached illustrations)

- (1) A washroom described in Sentence 3.8.2.3.(2), (3) or (4) shall be provided with a lavatory that shall,
 - (a) be located so that the distance between the centre line of the lavatory and the side wall is not less than 460 mm,
 - (b) be mounted so that the top of the lavatory is not more than 840 mm above the finished floor,
 - (c) have a clearance beneath the lavatory not less than,
 - (i) 920 mm wide,
 - (ii) 735 mm high at the front edge,
 - (iii) 685 mm high at a point 205 mm back from the front edge, and
 - (iv) 350 mm high from a point 300 mm back from the front edge to the wall,
 - (d) have insulated pipes where they would otherwise present a burn hazard or have water supply temperature limited to a maximum of 43°C,
 - (e) be equipped with faucets that have lever type handles without spring loading or operate automatically and that are located so that the distance from the centre line of the faucet to the edge of the basin or, where the basin is mounted in a vanity, to the front edge of the vanity, is not more than 485 mm,

- (f) have a minimum 1 370 mm deep floor space to allow for a forward approach, of which a maximum of 500 mm can be located under the lavatory,
- (g) have a soap dispenser that is,
 - (i) located to be accessible to persons in wheelchairs,
 - (ii) located so that the dispensing height is not more than 1 200 mm above the finished floor,
 - (iii) located not more than 610 mm, measured horizontally, from the edge of the lavatory,
 - (iv) operable with one hand, and
- (h) have a towel dispenser or other hand drying equipment that is,
 - (i) located to be accessible to persons in wheelchairs,
 - (ii) located so that the dispensing height is not more than 1 200 mm above the finished floor,
 - (iii) operable with one hand, and
 - (iv) located not more than 610 mm, measured horizontally, from the edge of the lavatory.
- (2) If mirrors are installed in a washroom described in Sentence 3.8.2.3.(2), (3) or (4), at least one mirror shall be,
 - (a) installed above a lavatory required by Sentence (1), and
 - (b) mounted with its bottom edge not more than 1 000 mm above the finished floor or inclined to the vertical to be usable by a person in a wheelchair.
- (3) If dispensing or hand-operated washroom accessories, except those located in water closet stalls or described in Clause (1)(g), are provided, they shall be mounted so that,
 - (a) the dispensing height is not less than 900 mm and not more than 1 200 mm above the finished floor,
 - (b) the controls or operating mechanisms are mounted not less than 900 mm and not more than 1 200 mm above the finished floor, and
 - (c) a minimum 1 370 mm deep floor space is provided in front of the controls or operating mechanisms to allow for a front approach.
- (4) Where a shelf is installed above a lavatory required by Sentence (1), it shall,
 - (a) be located not more than 200 mm above the top of the lavatory and not more than 1 100 mm above the finished floor, and
 - (b) project not more than 100 mm from the wall.
- (5) A washroom described in Sentence 3.8.2.3.(6) shall be provided with a lavatory conforming to Clauses (1)(e), (g) and (h).

3.8.3.12. Universal Washrooms (see attached illustrations)

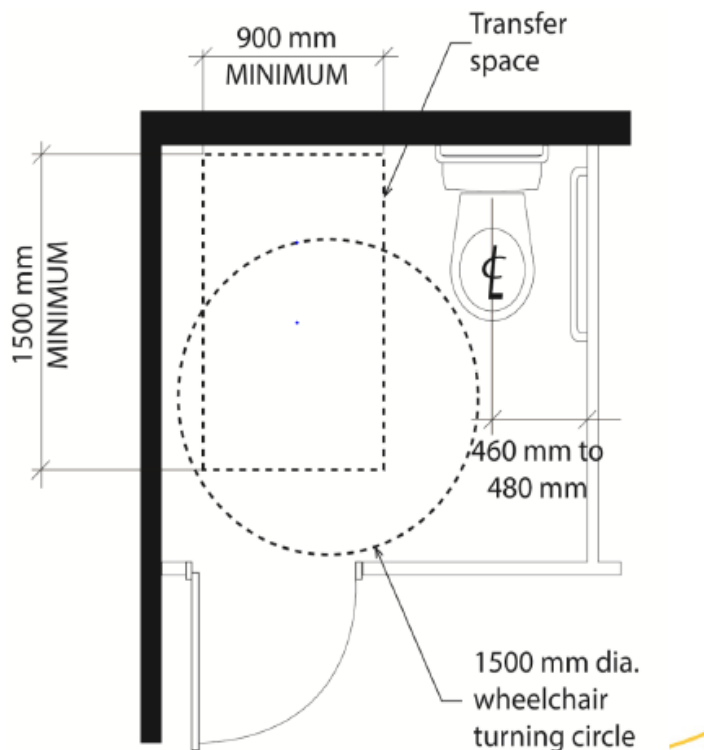
- (1) A universal washroom shall,
 - (a) be served by a barrier-free path of travel,
 - (b) have a door that is capable of being locked from the inside and released from the outside in case of emergency and that has,
 - (i) a graspable latch-operating mechanism located not less than 900 mm and not more than 1 000 mm above the finished floor,

- (ii) if it is an outward swinging door, a door pull not less than 140 mm long located on the inside so that its midpoint is not less than 200 mm and not more than 300 mm from the latch side of the door and not less than 900 mm and not more than 1 100 mm above the finished floor, and
 - (iii) if it is an outward swinging door, a door closer, spring hinges or gravity hinges, so that the door closes automatically,
 - (c) have one lavatory conforming to Sentences 3.8.3.11.(1), (3) and (4),
 - (d) have one water closet conforming to Article 3.8.3.9. that is located in accordance with Clause 3.8.3.8.(2)(a) or (b),
 - (e) have grab bars conforming to,
 - (i) Sentence 3.8.3.8.(3), if the water closet is located in accordance with Clause 3.8.3.8.(2)(a), or
 - (ii) Sentence 3.8.3.8.(4), if the water closet is located in accordance with Clause 3.8.3.8.(2)(b),
 - (f) have no internal dimension between walls that is less than 1 700 mm,
 - (g) have a coat hook that conforms to Clause 3.8.3.8.(1)(e) and a shelf that is located not more than 1 100 mm above the finished floor and projects not more than 100 mm from the wall,
 - (h) be designed to permit a wheelchair to turn in an open space not less than 1 700 mm in diameter,
 - (i) be provided with a door equipped with a power door operator if the door is equipped with a self-closing device,
 - (j) be provided with a mirror,
 - (i) installed above a lavatory described in Clause (1)(c), and
 - (ii) mounted with its bottom edge not more than 1 000 mm above the finished floor or inclined to the vertical to be usable by a person in a wheelchair, and
 - (k) have lighting controlled by a motion sensor conforming to Sentence 12.2.4.1.(2).
- (2) A universal washroom shall have,
- (a) an emergency call system that consists of audible and visual signal devices inside and outside of the washroom that are activated by a control device inside the washroom, and
 - (b) an emergency sign that contains the words **in the event of an emergency push emergency button and audible and visual signal will activate** in letters at least 25 mm high with a 5 mm stroke and that is posted above the emergency button.
- (3) A clear space not less than 810 mm wide and 1 830 mm long shall be provided in each universal washroom for an adult-size change table.
- (4) Where the clear space provided for an adult-size change table is adjacent to a wall, reinforcement shall be installed in the wall to permit the future installation of the change table.
- (5) Where an adult-size change table is installed, it shall,
- (a) when fully loaded, have a surface height above the finished floor that can be adjusted from between 450 mm and 500 mm at the low range to between 850 mm and 900 mm at the high range,
 - (b) be designed to carry a minimum load of 1.33 kN,

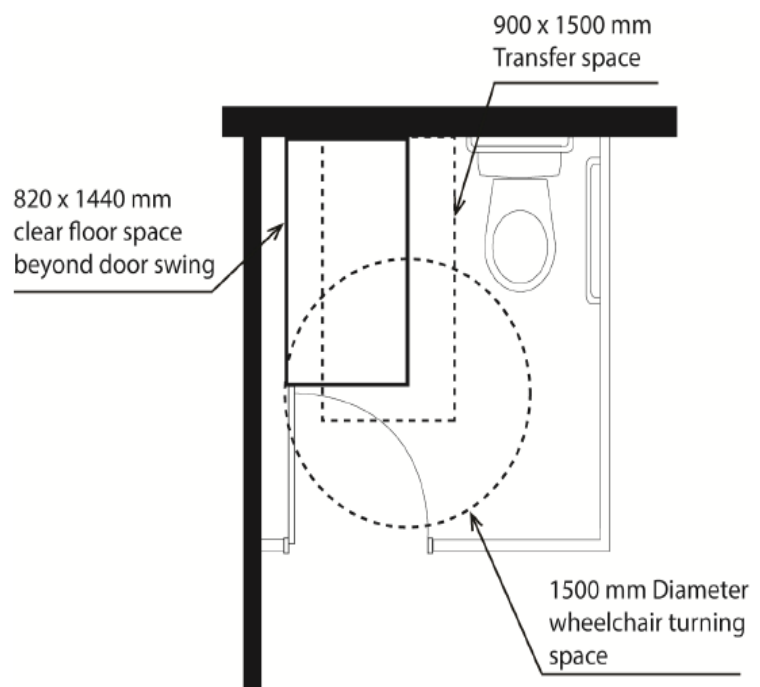
- (c) have a clear floor space parallel to the long side of the table not less than 760 mm wide and 1 500 mm long, and
- (d) in the case of a fold-down table,
 - (i) be installed so that it does not encroach into a clear transfer space described in Clause 3.8.3.8.(2)(a) or (b), and
 - (ii) have no operating mechanisms higher than 1 200 mm.

(6) A universal washroom need not conform to Sentences (3) and (4) if,

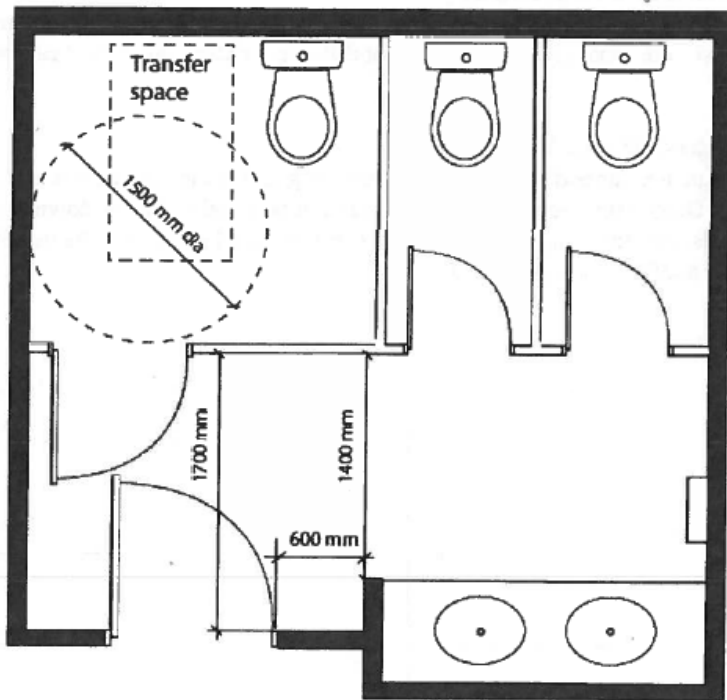
- (a) it is located in an individual suite that,
 - (i) is used for an assembly occupancy, a business and personal services occupancy, a mercantile occupancy or an industrial occupancy, and
 - (ii) meets one of the following requirements,
 - (A) it is located in a building that is less than 300 sq m in building area, or
 - (B) it is less than 300 sq m in area, if located in a building that is at least 300 sq m in building area, or
- (b) another universal washroom conforming to this Article is provided on the same floor level within 45 m.



3.8.3.8.(2)(a) Transfer Space from a side wall

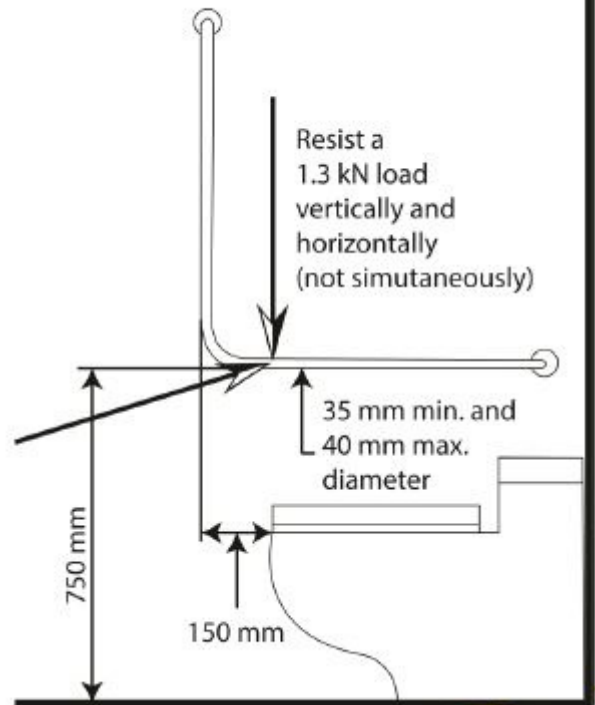


3.8.3.8.(1) Door Swing Space

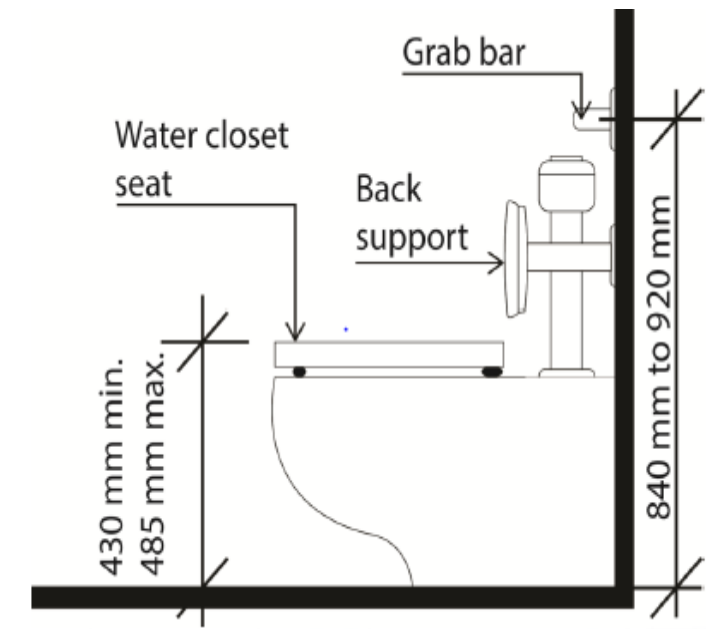


A-3.8.3.8.(1)(f) Washroom Clearances

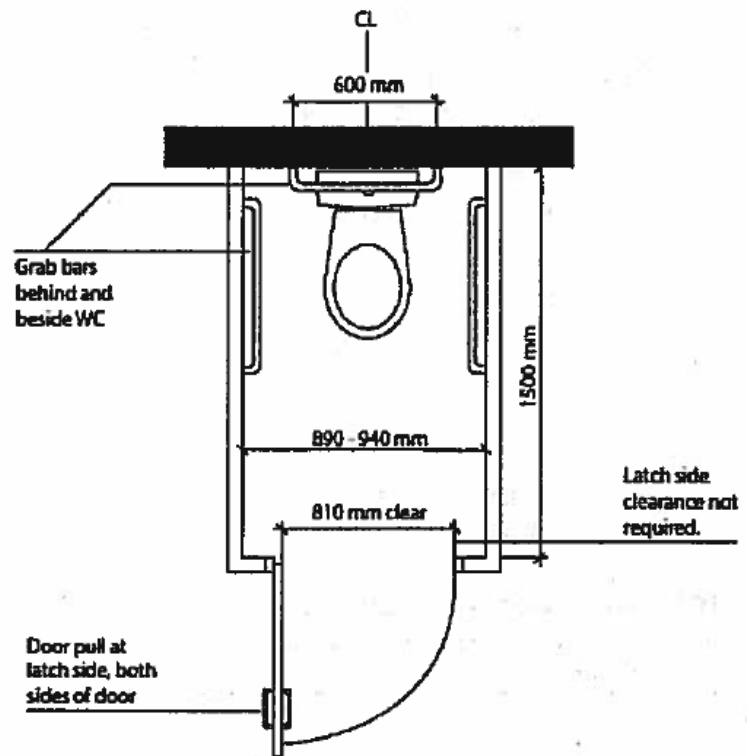
750 mm by 750 mm Grab Bar



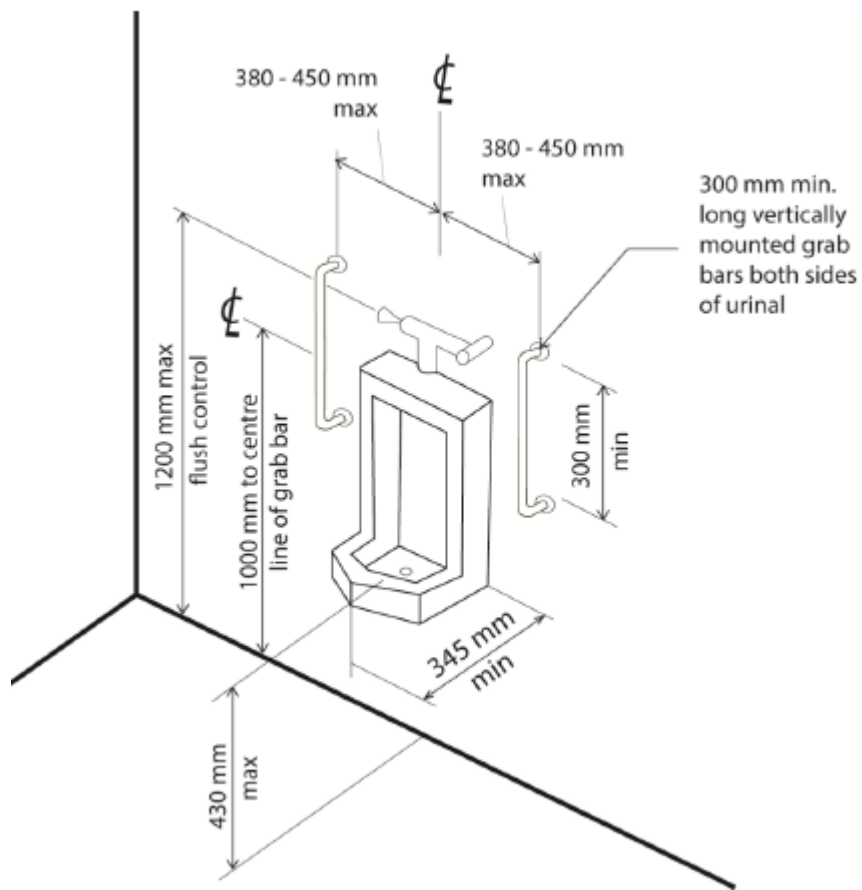
3.8.3.8.(5) L-Shaped Grab Bar



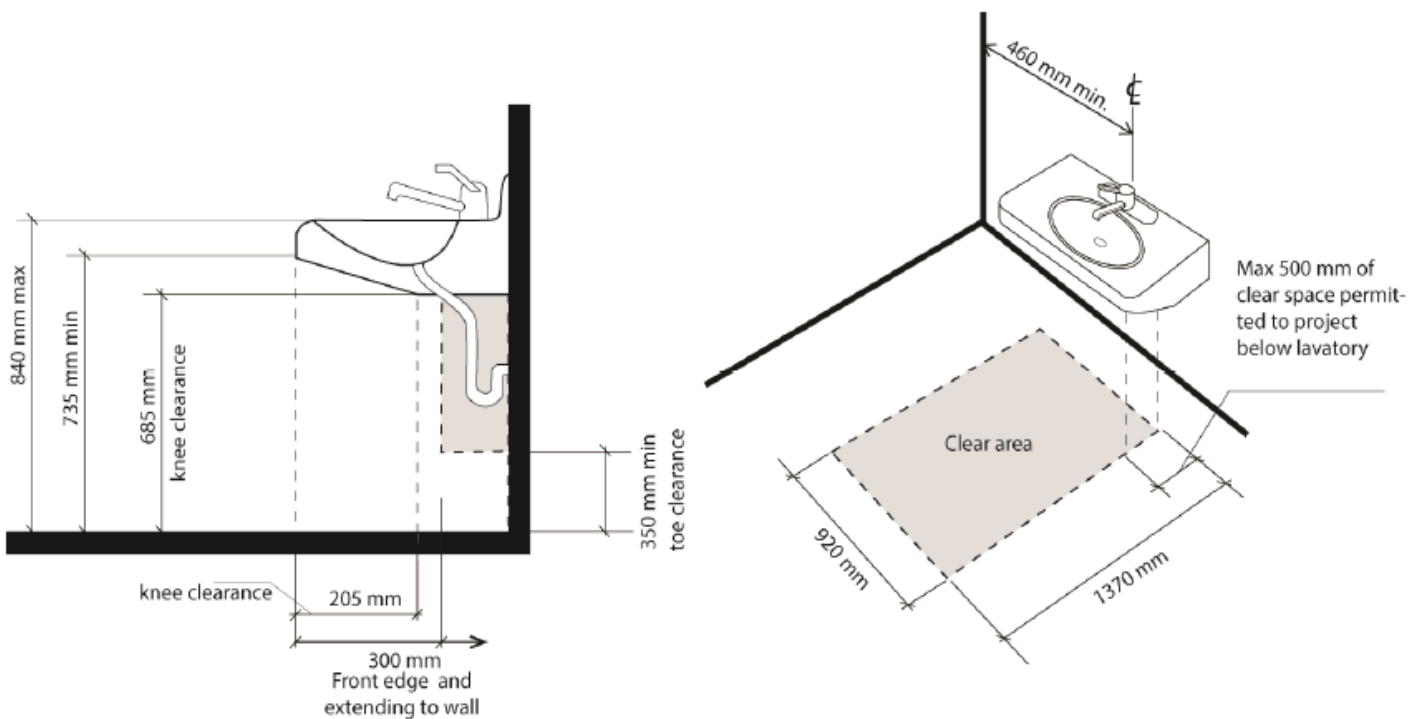
3.8.3.9.(1)(a) – Seat Height
3.8.3.8.(6)(b) – Grab Bar Height



A-3.8.3.8.(10) Ambulatory Water Closet Stall

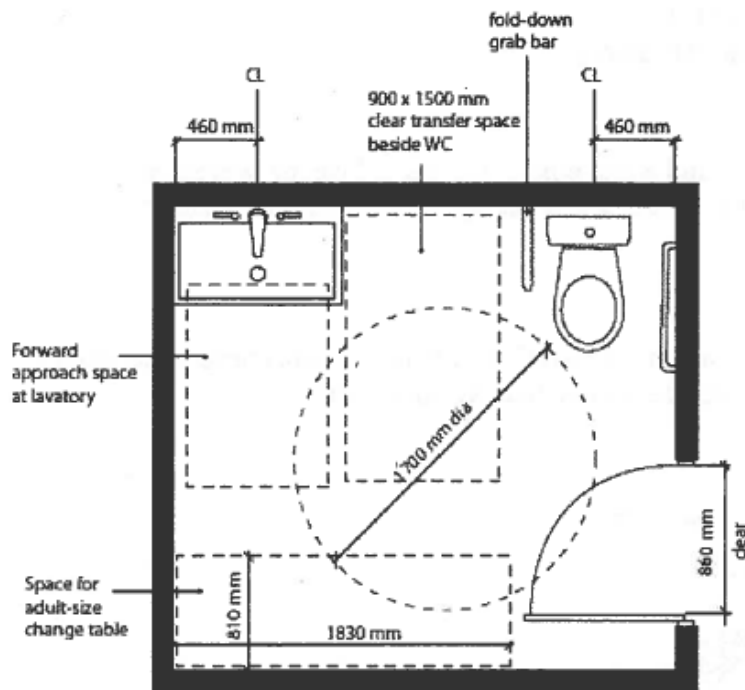


A-3.8.3.10.(1) to (4) Accessible Urinal

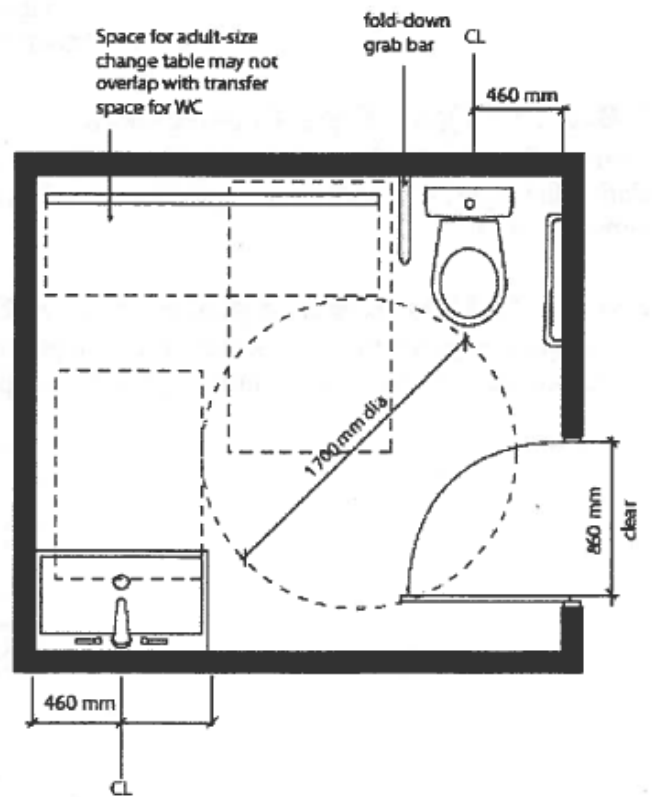


A-3.8.3.11.(1)(c) Clearances Beneath a Lavatory.

A-3.8.3.11.(1)(f) Clear Space at Lavatory.

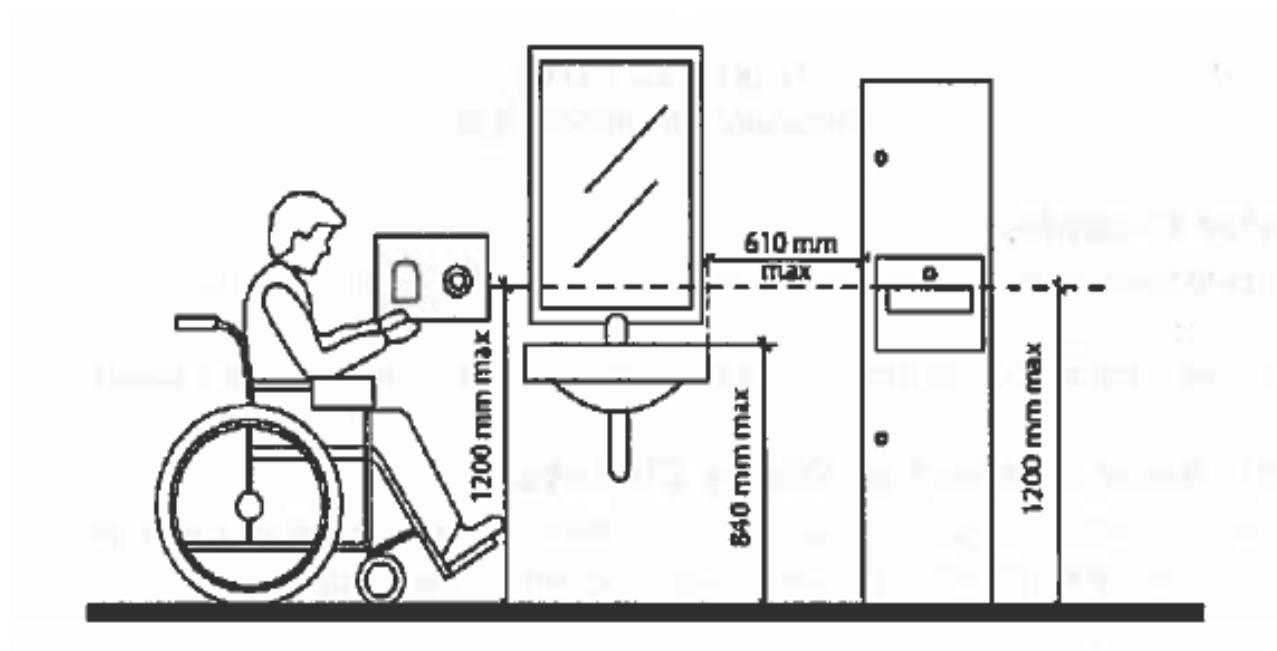


Acceptable Universal Washroom



Unacceptable Universal Washroom

A-3.8.3.12.(1) and (3) Universal Washroom



A-3.8.3.11.(1) to (4) Washroom Accessories